

FOR RELEASE OCTOBER 24, 2016

Even in Era of Disillusionment, Many Around the World Say Ordinary Citizens Can Influence Government

*Health care, poverty, education are
top motivators for political action*

BY *Richard Wike, Janell Fetterolf and Bridget Parker*

FOR MEDIA OR OTHER INQUIRIES:

Richard Wike, Director, Global Attitudes Research
Rhonda Stewart, Senior Communications Manager

202.419.4372

www.pewresearch.org

About Pew Research Center

Pew Research Center is a nonpartisan fact tank that informs the public about the issues, attitudes and trends shaping America and the world. It does not take policy positions. The Center conducts public opinion polling, demographic research, content analysis and other data-driven social science research. It studies U.S. politics and policy; journalism and media; internet, science and technology; religion and public life; Hispanic trends; global attitudes and trends; and U.S. social and demographic trends. All of the center's reports are available at www.pewresearch.org. Pew Research Center is a subsidiary of The Pew Charitable Trusts, its primary funder.

© Pew Research Center 2016

Table of Contents

Even in Era of Disillusionment, Many Around the World Say Ordinary Citizens Can Influence Government	3
Political participation: Traditional, protest and online.....	5
1. Europe: Of four nations surveyed, Greeks and Italians are the most civically engaged, Hungarians are the least	8
In general, Greeks most likely to take political action on a variety of issues, Hungarians are least likely.....	9
Most say government is run for the few yet many believe citizens can still make a difference.....	10
2. Africa: Majorities in Kenya, Nigeria and South Africa believe that ordinary citizens can influence the government.....	12
Poor health care, poor-quality schools and poverty are top issues for political action	14
Most say citizens can make a difference	15
3. India: At least seven-in-ten are likely to take action in response to political issues	16
Government corruption and poor-quality schools are top issues for political action in India.....	16
Indians positive on their government and their power to influence it.....	17
Acknowledgments	18
Methodology.....	19
Topline Questionnaire.....	20

Even in Era of Disillusionment, Many Around the World Say Ordinary Citizens Can Influence Government

Health care, poverty, education are top motivators for political action

Signs of political discontent are increasingly common in many Western nations, with anti-establishment parties and candidates drawing significant attention and support across the European Union and in the United States.

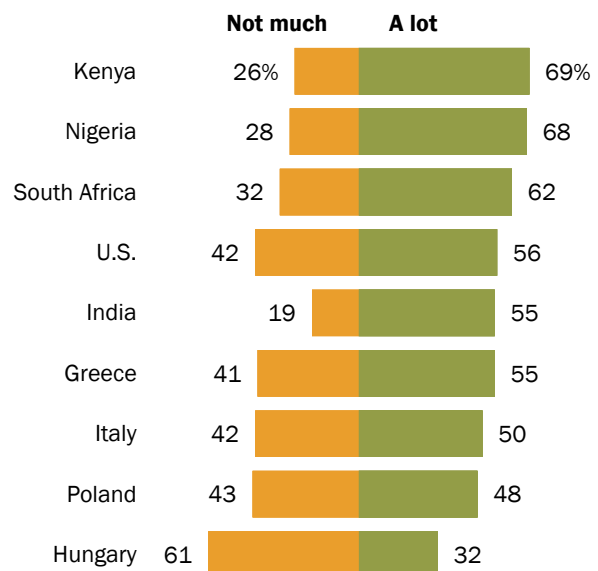
Meanwhile, as previous Pew Research Center [surveys](#) have shown, in emerging and developing economies there is widespread dissatisfaction with the way the political system is working.

As a new nine-country Pew Research Center survey on the strengths and limitations of civic engagement illustrates, there is a common perception that government is run for the benefit of the few, rather than the many in both emerging democracies and more mature democracies that have faced economic challenges in recent years. In eight of nine nations surveyed, more than half say government is run for the benefit of only a few groups in society, not for all people.¹

However, this skeptical outlook on government does not mean people have given up on [democracy](#) or the ability of average citizens to have an impact on how the country is run. Roughly half or more in eight nations – Kenya, Nigeria, South Africa, the U.S., India, Greece, Italy and Poland – say ordinary citizens can have a lot of influence on

Many believe ordinary citizens can influence the government

There is __ ordinary citizens can do to influence our government



Question wording in U.S.: "Ordinary citizens can do a lot to influence the government in Washington if they are willing to make the effort, or there's not much ordinary citizens can do to influence the government in Washington."

Note: In Nigeria, question asked as "ordinary Nigerians"; in Poland, question asked as "ordinary people."

Source: Spring 2016 Global Attitudes Survey. Q93. U.S. survey conducted March 17-27, 2016.

PEW RESEARCH CENTER

¹ U.S. data from a Pew Research Center [survey](#) conducted Aug. 27-Sept. 13, 2015.

government. Hungary, where 61% say there is little citizens can do, is the lone nation where pessimism clearly outweighs optimism on this front.

Many people in these nine nations say they could potentially be motivated to become politically engaged on a variety of issues, especially poor health care, poverty and poor-quality schools. When asked what types of issues could get them to take political action, such as contacting an elected official or taking part in a protest, poor health care is the top choice among the six issues tested in six of eight countries. Health care, poverty and education constitute the top three motivators in all nations except India and Poland.

Many are likely to take political action on poor health care and poverty

% saying they are likely to take political action, such as contact an elected official or participate in a demonstration, for each issue

	● Most common motivator	● Second most common motivator				
	Poor health care	Poverty	Poor-quality schools	Government corruption	Police misconduct	Discrimination*
Kenya	77%	68%	74%	63%	63%	63%
India	73	73	77	77	73	70
Nigeria	73	72	71	66	59	56
Greece	69	72	61	59	48	35
South Africa	68	67	66	60	60	—
Italy	59	54	53	49	39	33
Poland	57	50	45	44	47	34
Hungary	44	35	33	27	22	20

*In Poland asked as “discrimination against racial groups”; in Greece, Hungary, Kenya and Nigeria asked as “discrimination against ethnic groups”; in India asked as “discrimination against vulnerable or disadvantaged groups.” Results for South Africa not included due to administrative error.

Source: Spring 2016 Global Attitudes Survey. Q94a-f.

PEW RESEARCH CENTER

These are among the key findings from a new Pew Research Center survey, conducted in nine countries among 10,828 respondents from March 29 to July 9, 2016. Four EU nations are included – two (Greece and Italy) that have struggled economically in recent years and two (Hungary and Poland) that are former communist countries and have recently experienced substantial support for nationalist political leaders. Three of sub-Saharan Africa’s most important political and

economic hubs are also included – South Africa, Kenya and Nigeria. In addition, the survey includes the world’s two most populous democracies, India and the United States.

Even though these nine nations are very different, there are many common themes in their views about political participation. Chapters 1 through 3 explore in detail the findings for each region and country.

Political participation: Traditional, protest and online

Individuals in these nine nations engage in a variety of political activities, although voting is the most common by a wide margin in each country. The highest percentage saying they have voted in an election at least once in the past is found in Greece, which has compulsory voting, at 91%. The lowest percentage is also found in Europe: Hungary, at 72%.

Some also say they engage in other traditional forms of participation, such as attending a campaign event or volunteering. Kenya has the largest share (49%) who say they have been to a campaign event. Living up to their reputation for volunteerism, identified long ago by Alexis de Tocqueville, Americans (54%) are more likely than others polled to say they participate in volunteer organizations.

Political participation

% saying they have __ in the past

	Voted in an election	Attended a campaign event/speech	Participated in a volunteer organization	Participated in an organized protest	Posted comments on political issues online	Encouraged others' political action online	Signed an online petition
	%	%	%	%	%	%	%
Greece	91	42	19	29	16	8	8
Poland	88	21	21	12	11	9	12
India	86	38	22	25	9	9	10
Nigeria	85	44	40	22	22	20	8
South Africa	77	37	39	27	19	22	17
Italy	77	32	31	25	17	16	18
U.S.	77	29	54	16	37	34	37
Kenya	74	49	40	10	13	13	8
Hungary	72	9	10	7	8	5	11

Source: Spring 2016 Global Attitudes Survey. Q92a-g.

PEW RESEARCH CENTER

In addition to these traditional forms of engagement, significant minorities have taken to the streets to express a political viewpoint. The percentage who say they have participated in an organized protest ranges from 7% in Hungary to 29% in Greece.

The internet's tremendous potential for providing online platforms for political engagement has garnered considerable attention in recent years from journalists, scholars and practitioners.

Notable numbers in these nine nations are engaging in online activities such as posting political comments, encouraging others to get involved in politics and signing online petitions. In the U.S., more people report having done these online activities than having attended a campaign event or protested.

However, in many of the other countries polled, online forms of engagement are less common than traditional methods or protesting. Of course, in several nations – especially India and the three African countries – [internet usage](#) is still relatively low.

Political participation also varies along generational lines. For example, voting tends to be more common among older people. In every country except Italy, those ages 50 and older are more likely than 18- to 34-year-olds to say they have voted. Of course, younger people may have experienced fewer elections than older people and thus had fewer opportunities to vote, but in most of these nations younger people also typically turn out to vote at lower rates.

Young people less likely to have voted

% saying they have voted in an election

	18-34	35-49	50+	Youngest-oldest gap
	%	%	%	
Kenya	59	92	95	-36
South Africa	62	87	94	-32
U.S.	63	78	89	-26
Hungary	57	79	75	-18
Greece	83	90	96	-13
Nigeria	80	91	90	-10
Poland	82	91	91	-9
India	81	90	90	-9
Italy	73	78	78	-5

Note: Statistically significant differences in **bold**.

Source: Spring 2016 Global Attitudes Survey, Q92c.

PEW RESEARCH CENTER

Young people more likely to share their political views online

% saying they have posted their own thoughts or comments on political or social issues online

	18-34	35-49	50+	Youngest-oldest gap
	%	%	%	
Greece	27	23	6	+21
Italy	28	22	8	+20
U.S.	48	40	29	+19
South Africa	27	14	12	+15
Nigeria	25	20	12	+13
Kenya	16	11	6	+10
Poland	12	19	7	+5
Hungary	11	8	7	+4
India	11	6	8	+3

Note: Statistically significant differences in **bold**.

Source: Spring 2016 Global Attitudes Survey, Q92e.

PEW RESEARCH CENTER

In contrast, online engagement is generally more common among the young. In six of nine countries, 18- to 34-year-olds are significantly more likely than those 50 and older to say they have posted their thoughts about political or social issues online. Similar trends are found for signing petitions online or encouraging others online to take action on political issues.

While the internet and mobile technology offer new platforms for political engagement and the potential to bring new people into public discussions of important issues, many of the people getting involved in politics online are the same people who are politically engaged offline.

To take one example, people who have attended a campaign event – a traditional offline form of political participation – are also significantly more likely to post political comments online. This pattern is found in eight countries polled. In the U.S., for instance, 54% of those who have gone to a campaign event have posted comments online, compared with only 31% of those who have not attended a campaign event.

Similarly, people who have attended these types of events are also more likely to sign online petitions and encourage other people to get involved in politics online.

Offline and online engagement: Those who attend campaign events are more likely to post comments online

Among those who __ a campaign speech or event, % saying they have posted thoughts or comments on a political or social issue online

	Have not attended	Have attended	Diff
	%	%	
Hungary	6	31	+25
U.S.	31	54	+23
South Africa	11	34	+23
Poland	7	30	+23
Italy	10	32	+22
Nigeria	15	31	+16
Kenya	8	18	+10
Greece	12	21	+9

Note: Differences shown are statistically significant.

Source: Spring 2016 Global Attitudes Survey. Q92e.

PEW RESEARCH CENTER

1. Europe: Of four nations surveyed, Greeks, Italians are the most civically engaged, Hungarians are the least

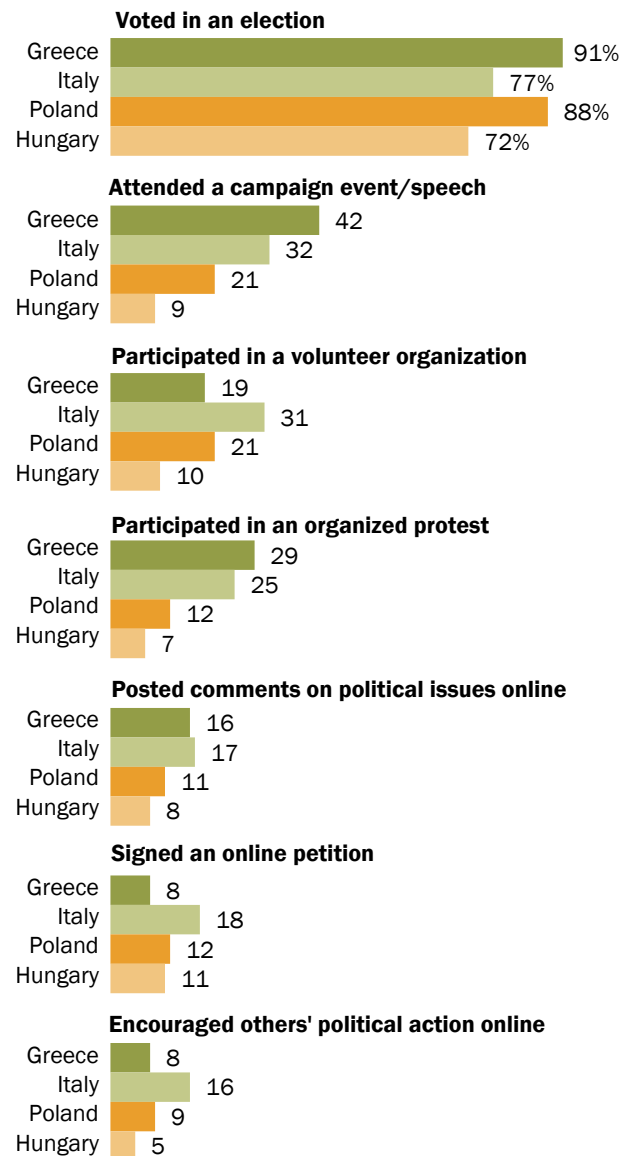
Of the seven forms of political participation tested, voting is by far the most common type of engagement in the four European nations surveyed. Greece is one of the few European countries with compulsory voting laws for all citizens. However, these laws are largely unenforced, as evidenced by the [record-low turnout](#) during the last parliamentary election a year ago. Still, 91% of Greeks say they have voted in an electoral contest. Roughly three-quarters of Italians (77%) say they have voted in an election. And more than 25 years after the fall of communism in Poland and Hungary, overwhelming majorities say they have exercised their democratic right to vote.

Other forms of political participation are less popular, including attending campaign events, volunteering and protesting. In Greece, where [anti-austerity protests](#) began in 2010, and in Italy, a quarter or more say they have participated in an organized protest. Such action is less common in the post-communist nations of Poland and Hungary. Poles are about half as likely as Italians to say they have protested. Participation is especially low in Hungary, where roughly one-in-ten or fewer have engaged in any form of political participation beyond voting.

Online forms of political participation are still relatively uncommon. Fewer than one-in-five have posted political comments online in Italy, Greece, Poland and Hungary. Roughly similar proportions have signed an online petition

Most vote, but fewer engage in other political activities

% saying they have __ in the past



Source: Spring 2016 Global Attitudes Survey. Q92a-g.

PEW RESEARCH CENTER

about a political or social issue. With the exception of Italy (16%), about one-in-ten or fewer have encouraged others to take political action online.

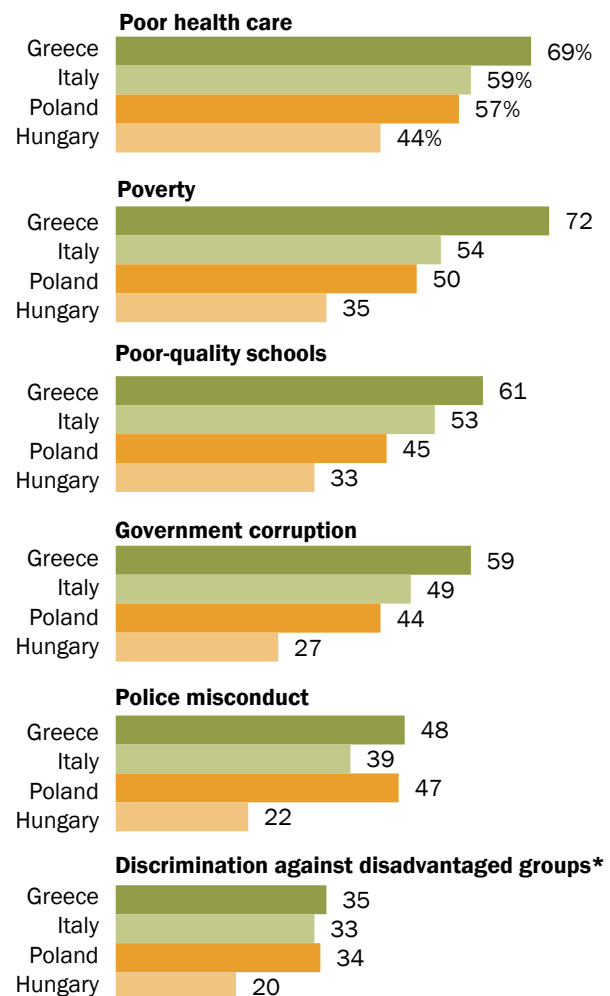
In Greece, Italy and Poland, education is linked to political participation. With the exception of voting, those who have more education are generally more likely to engage in the various forms of political action tested. For example, 30% of Greeks with a postsecondary education or higher have participated in a political, charitable or religious-based volunteer organization while just 15% of Greeks with a secondary education or less say the same. A quarter of Poles with a secondary education or higher have participated in a volunteer organization compared with just 9% of those with less than a secondary education. All three forms of online political action garner higher participation from those with more education than from those with less education.

In general, Greeks most likely to take political action on a variety of issues, Hungarians are least likely

Strong majorities in Greece say they are likely to take political action, such as contact an elected official or participate in a protest, on four of the six issues tested, including poverty (72%), poor health care (69%), poor-quality schools (61%) and government corruption (59%). Fewer than half in Hungary say they would take action on any of these issues. By contrast, around half or more of Italians say the same four issues are likely to motivate political action, while slightly smaller shares of Poles agreed.

Poor health care and poverty are top issues for political action

Likely to take political action, such as contact an elected official or participate in a demonstration, on ...



*In Poland asked aa "racial groups"; in Greece and Hungary asked aa "ethnic groups"; in Italy asked as "religious groups."

Source: Spring 2016 Global Attitudes Survey. Q94a-f.

PEW RESEARCH CENTER

Across the issues tested, young and middle-aged people are generally more likely to say they will take political action than older people in each country except Hungary. For example, 74% of Greeks under age 50 are likely to take political action over poor-quality schools, compared with roughly half (48%) of those age 50 and older. Across all six issues, young Greeks say they are more likely to contact an elected official or participate in a demonstration than older Greeks.

Most say government is run for the few yet many believe citizens can still make a difference

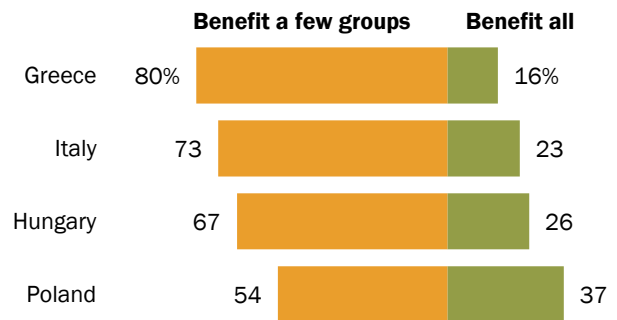
In the four European countries surveyed, there is consensus that the government is run for the benefit of the few. Fully eight-in-ten Greeks believe the government is run for the benefit of a minority of the people rather than for the benefit of all. In Italy, 73% concur, as do two-thirds of Hungarians and over half in Poland (54%).

However, despite pessimism about the benefits of government being spread fairly among citizens, about half or more in Greece (55%), Italy (50%) and Poland (48%) believe ordinary citizens can do a lot to influence the government if they are willing to make the effort. Disaffection is highest in Hungary, where roughly six-in-ten (61%) believe there is not much citizens can do.

In Greece and Italy, countries with left-leaning governments in power, those on the left of the ideological spectrum are more likely than those on the right to say the government is run for the benefit of all its citizens and to say there is a lot ordinary citizens can do to influence the government.

Most say government is for the few ...

In general, would you say the government is run for the benefit of all the people in our country or is it run for the benefit of only a few groups of people?

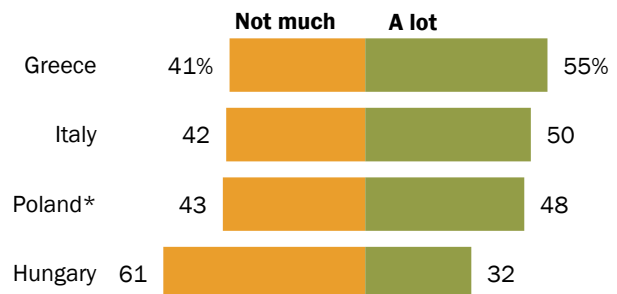


Source: Spring 2016 Global Attitudes Survey. Q68.

PEW RESEARCH CENTER

... But many say citizens can influence the government

There is __ ordinary citizens can do to influence our government



Note: In Poland, question asked as "ordinary people."

Source: Spring 2016 Global Attitudes Survey. Q93.

PEW RESEARCH CENTER

In contrast to Greece and Italy, both Poland and Hungary have right-leaning governments, and in these two post-communist countries, it is those on the right who are more likely to say the government is run for the benefit of all its citizens. In Hungary, those on the right are also more likely than those on the left to say citizens can have an impact on their government.

People more likely to say government run for benefit of all when party with their ideology is in power

The government is run for the benefit of all people in our country



Note: Differences shown are statistically significant.

Source: Spring 2016 Global Attitudes Survey. Q68.

PEW RESEARCH CENTER

2. Africa: Majorities in Kenya, Nigeria and South Africa believe that ordinary citizens can influence the government

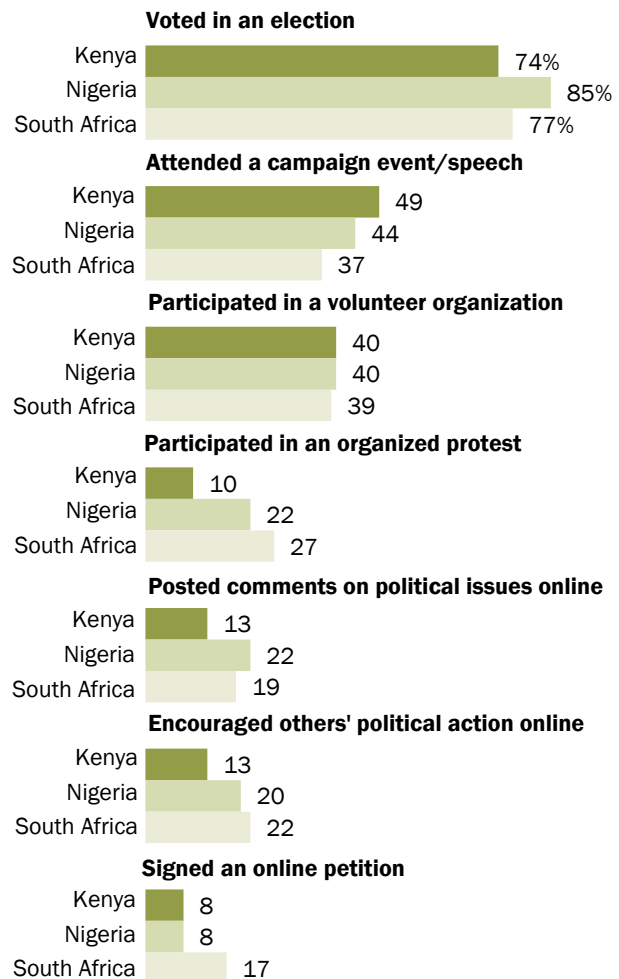
Reported political participation rates in the three African countries surveyed are highest for traditional forms of participation (having voted in an election, attended a campaign event or speech and participated in a volunteer organization). And voting is, by far, the most common form of political participation tested, with roughly three-quarters or more saying they have voted in an election at some point in their lives.

Younger adults – ages 18 to 34 – are less likely than those 50 and older to have voted in the past. The largest age differences are in Kenya and South Africa, where more than nine-in-ten older adults have voted in the past (95% and 94%, respectively), compared with roughly six-in-ten younger adults (59% and 62%, respectively). In Nigeria, the country that held its general election most recently, a much larger percentage of younger adults report having voted (80%), but they still trail their older counterparts by 10 percentage points.

Roughly half of Kenyans have attended a political campaign event or speech. In South Africa, where the African National Congress has been in power for over two decades, only 37% say they have attended a campaign event. And in all three African countries surveyed, about four-in-ten have participated in a political, charitable or religious-based volunteer organization.

Traditional participation is high in Kenya, Nigeria and South Africa

% saying they have __ in the past



Source: Spring 2016 Global Attitudes Survey. Q92a-g.

PEW RESEARCH CENTER

Gender plays a significant role in political participation in Nigeria. Women in Nigeria are less likely than men to have attended a campaign event or speech (28% of women vs. 59% of men), participated in a volunteer organization (30% vs. 52%) or voted in an election (80% vs. 89%).

Taking part in organized protests is less common than more traditional forms of participation, such as voting, attending a campaign event, or participating in a volunteer organization. And in South Africa, men (33%) say they are more likely than women (22%) to have taken part in a protest.

Overall, online political participation is relatively low – roughly one-in-five or fewer report having engaged in any form of online participation. In Kenya, the rate is roughly one-in-eight or fewer. In South Africa, men, young people and those with a secondary education or more are more likely to say they have posted their thoughts on political or social issues online.

Poor health care, poor-quality schools and poverty are top issues for political action

Majorities across Kenya, Nigeria and South Africa say they are likely to take political action, such as contacting an elected official or participating in a demonstration, on the full range of issues tested.

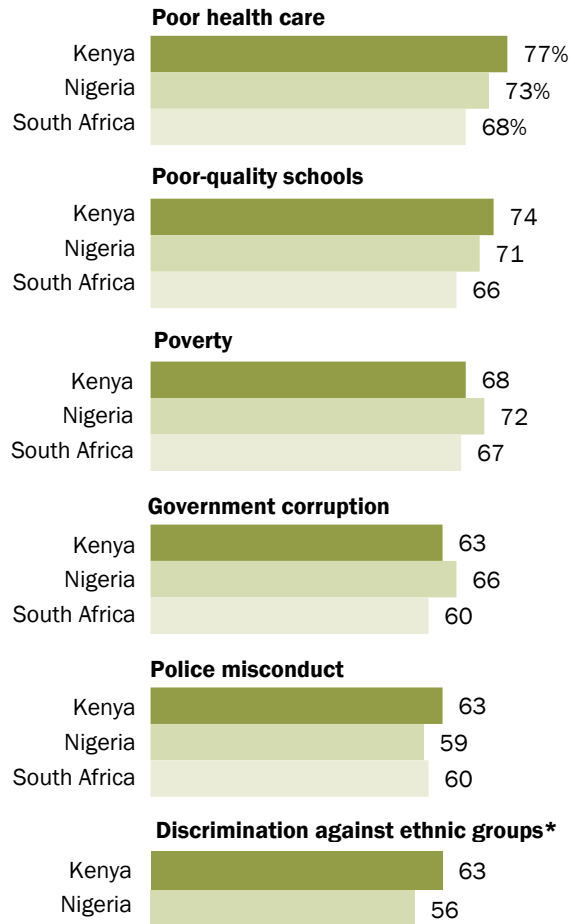
Roughly seven-in-ten or more say they are likely to take political action over poor health care. Similar shares across these three countries say they would take action on poor-quality schools and poverty. Smaller shares say they are likely to act on the issues of government corruption, police misconduct or discrimination against ethnic groups.

The likelihood that people will take action over a range of issues varies by educational background. In South Africa, those with a secondary education or more are more likely than those with less to say they would take action on all but one of the issues tested – police misconduct. For example, almost three-quarters of those with a secondary education or more (74%) are likely to take action on poverty, while 62% of those with less than a secondary education are similarly inclined.

Those with more education are more likely to take political action on the issues of poor health care in all three African countries.

High reported likelihood of political activity across key African countries

Likely to take political action, such as contact an elected official or participate in a demonstration, on ...



*Results for South Africa not included due to administrative error.

Source: Spring 2016 Global Attitudes Survey. Q94a-f.

PEW RESEARCH CENTER

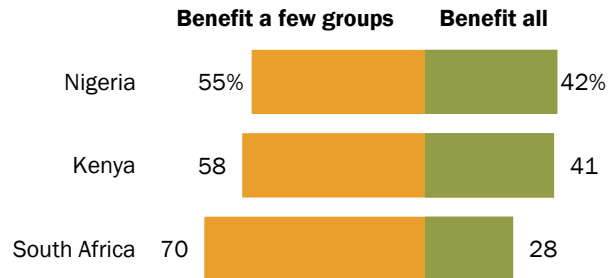
Most say citizens can make a difference

Majorities in all three African countries surveyed believe that the government is run for the benefit of only a few groups of people. Yet, roughly six-in-ten or more think that ordinary citizens can do a lot to influence the government if they are willing to make the effort.

South Africans are especially likely to believe government is run for the benefit of the few. Those in South Africa with a secondary education or more are more likely to think government is run for the benefit of a few groups (81% vs. 63% for those with less than a secondary education), but also more likely to believe that ordinary citizens can influence the government (68% vs. 58%).

Key African publics see the government as benefiting the few

In general, would you say the government is run for the benefit of all the people in our country or is it run for the benefit of only a few groups of people?

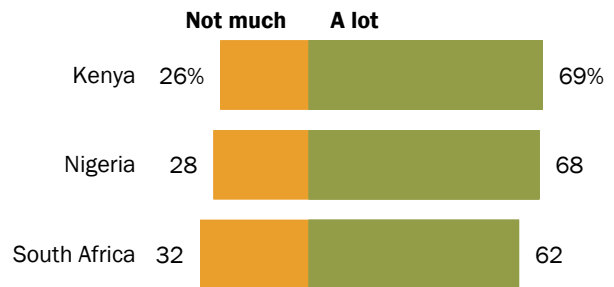


Source: Spring 2016 Global Attitudes Survey. Q68.

PEW RESEARCH CENTER

People in Kenya, Nigeria and South Africa believe citizens can influence the government

There is __ ordinary citizens can do to influence our government



Note: In Nigeria, question asked as "ordinary Nigerians."

Source: Spring 2016 Global Attitudes Survey. Q93.

PEW RESEARCH CENTER

3. India: At least seven-in-ten are likely to take action in response to political issues

A large majority of the Indian public reports having voted in an election, either in the past year or in the more distant past. Far fewer Indians have engaged in other forms of political participation and only about one-in-ten have engaged in any of the online forms of political participation tested.

Indian men are more likely than women to have attended a campaign event (48% men vs. 25% women), participated in a volunteer organization (25% vs. 19%) and have taken part in an organized protest (31% vs. 20%).

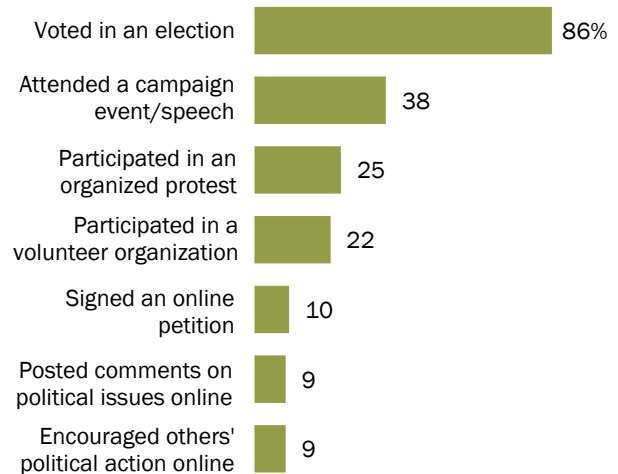
Government corruption and poor-quality schools are top issues for political action in India

At least seven-in-ten Indians say they are likely to take political action, such as contact an elected official or participate in a demonstration, over a range of key domestic issues. The largest percentages say they are somewhat or very likely to take political action to address government corruption and poor-quality schools (both 77%). Slightly smaller numbers say they would take political action in response to poor health care, poverty or police misconduct (each 73%). And seven-in-ten Indians say they are likely to act to address discrimination against vulnerable or disadvantaged groups (70%).

Notably, the reported likelihood of taking political action is similarly high for men and women as well as for people of all ages, with one exception. Those ages 18 to 34 (75%) are more likely than people 50 and older (66%) to take political action in response to police misconduct.

Most Indians have voted; only around one-in-ten have participated online

% saying they have __ in the past



Source: Spring 2016 Global Attitudes Survey. Q92a-g.

PEW RESEARCH CENTER

Indians positive on their government and their power to influence it

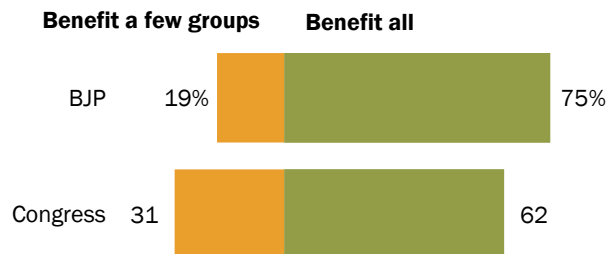
Consistent with Indians' [generally positive views](#) of their country and leadership, they believe that ordinary citizens can influence, and benefit from, their government. Roughly two-thirds (68%) believe that government is run for the benefit of all people in their country. Only a quarter believe that the government is run for the benefit of a few groups. In addition, a majority (55%) of Indians say that ordinary citizens can do a lot to influence their government if they are willing to make the effort, while only about one-in-five (19%) say there is not much ordinary citizens can do to have an impact.

Views on citizens' power to affect government are linked to the likelihood that people will take action when they are concerned with political issues. In India, those who think that ordinary people are able to influence the government are more likely to say they would be very or somewhat likely to take political action, such as contact elected officials or participate in demonstrations, on a variety of political issues.

Views about the government vary by political party in India. Supporters of the Bharatiya Janata Party (BJP), the party currently in power, are more likely than supporters of the opposition Indian National Congress party to believe that the government is run for the benefit of all people. Still, even among Congress supporters, roughly six-in-ten (62%) think that the government is run for the benefit of all.

BJP supporters more likely to believe that the Indian government is run for the benefit of all people

In general, would you say the government is run for the benefit of all the people in our country or is it run for the benefit of only a few groups of people?



Source: Spring 2016 Global Attitudes Survey. Q68.

PEW RESEARCH CENTER

Acknowledgments

This report is a collaborative effort based on the input and analysis of the following individuals.

Richard Wike, *Director, Global Attitudes Research*

Janell Fetterolf, *Research Associate*

Bridget Parker, *Research Analyst*

James Bell, *Vice President, Global Strategy*

Caldwell Bishop, *Research Associate*

Hanyu Chwe, *Research Assistant*

Danielle Cuddington, *Research Analyst*

Claudia Deane, *Vice President, Research*

Gijs van Houten, *Research Methodologist*

Michael Keegan, *Information Graphics Designer*

David Kent, *Copy Editor*

Dorothy Manevich, *Research Assistant*

Travis Mitchell, *Digital Producer*

Jacob Poushter, *Senior Researcher*

Audrey Powers, *Administrative Coordinator*

Steve Schwarzer, *Research Methodologist*

Katie Simmons, *Associate Director, Research*

Bruce Stokes, *Director, Global Economic Attitudes*

Kyle Taylor, *Research Assistant*

Margaret Vice, *Senior Researcher*

Ben Wormald, *Web Developer*

Methodology

About the Pew Research Center's Spring 2016 Global Attitudes Survey

Results for the survey are based on face-to-face and telephone interviews conducted under the direction of Princeton Survey Research Associates International, TNS BMRB and ORB International. The results are based on national samples, unless otherwise noted. More details about our international survey methodology and country-specific sample designs are available on our [website](#).

For more detailed information on survey methods for this report, see here:

http://www.pewglobal.org/international-survey-methodology/?year_select=2016

For more general information on international survey research, see here:

<http://www.pewresearch.org/methodology/international-survey-research/>

Topline Questionnaire

**Pew Research Center
Spring 2016 Survey
October 24, 2016 Release**

Methodological notes:

- Survey results are based on national samples. For further details on sample designs, see Methodology section and our [international survey methods database](#).
- Due to rounding, percentages may not total 100%. The topline “total” columns show 100%, because they are based on unrounded numbers.
- Not all questions included in the Spring 2016 survey are presented in this topline. Omitted questions have either been previously released or will be released in future reports.

		Q68. In general, would you say the government is run for the benefit of all the people in (survey country) OR is it run for the benefit of only a few groups of people?			
		Benefit all	Benefit few groups	DK/ Refused	Total
Greece	Spring, 2016	16	80	4	100
Hungary	Spring, 2016	26	67	6	100
Italy	Spring, 2016	23	73	4	100
Poland	Spring, 2016	37	54	9	100
India	Spring, 2016	68	25	7	100
Kenya	Spring, 2016	41	58	2	100
	Spring, 2015	46	53	1	100
Nigeria	Spring, 2016	42	55	2	100
	Spring, 2015	36	61	3	100
South Africa	Spring, 2016	28	70	1	100
	Spring, 2015	30	59	11	100

		Q92a. Here are some different political and social actions that people can take. Please indicate, for each type of action, whether: you have done this in the past year, you have done this in the more distant past, you have not done this but might do it or you have not done this and would never, under any circumstances, do it. a. attended a political campaign event or speech					
		Have done in the past year	Have done in the more distant past	Have not done, but might do	Have not done and would never do	DK/ Refused	Total
United States	Spring, 2016	12	17	40	31	0	100
Greece	Spring, 2016	6	36	13	46	0	100
Hungary	Spring, 2016	2	7	15	75	1	100
Italy	Spring, 2016	7	25	21	45	3	100
Poland	Spring, 2016	7	14	25	51	3	100
	Spring, 2014	4	16	21	54	5	100
India	Spring, 2016	17	21	17	36	10	100
	Spring, 2014	17	16	23	35	9	100
Kenya	Spring, 2016	24	25	21	28	1	100
	Spring, 2014	37	28	19	16	1	100
Nigeria	Spring, 2016	29	15	15	38	3	100
	Spring, 2014	26	10	20	42	3	100
South Africa	Spring, 2016	22	15	19	40	3	100
	Spring, 2014	13	15	19	51	3	100

		Q92b. Here are some different political and social actions that people can take. Please indicate, for each type of action, whether: you have done this in the past year, you have done this in the more distant past, you have not done this but might do it or you have not done this and would never, under any circumstances, do it. b. participated in an organized protest of any kind					
		Have done in the past year	Have done in the more distant past	Have not done, but might do	Have not done and would never do	DK/ Refused	Total
United States	Spring, 2016	4	12	37	46	1	100
Greece	Spring, 2016	8	21	26	44	0	100
Hungary	Spring, 2016	2	5	17	74	1	100
Italy	Spring, 2016	5	20	23	48	3	100
Poland	Spring, 2016	3	9	32	51	5	100
	Spring, 2014	3	13	28	52	5	100
India	Spring, 2016	9	16	20	41	14	100
	Spring, 2014	5	14	31	39	12	100
Kenya	Spring, 2016	4	6	15	74	1	100
	Spring, 2014	9	15	40	34	2	100
Nigeria	Spring, 2016	10	12	18	55	4	100
	Spring, 2014	11	9	24	50	6	100
South Africa	Spring, 2016	14	13	18	50	4	100
	Spring, 2014	5	10	21	61	3	100

		Q92c. Here are some different political and social actions that people can take. Please indicate, for each type of action, whether: you have done this in the past year, you have done this in the more distant past, you have not done this but might do it or you have not done this and would never, under any circumstances, do it. c. voted in an election					
		Have done in the past year	Have done in the more distant past	Have not done, but might do	Have not done and would never do	DK/ Refused	Total
United States	Spring, 2016	58	19	16	5	1	100
Greece	Spring, 2016	71	20	5	4	0	100
Hungary	Spring, 2016	20	52	7	20	1	100
Italy	Spring, 2016	51	26	7	14	2	100
Poland	Spring, 2016	71	17	5	5	2	100
	Spring, 2014	20	55	11	10	4	100
India	Spring, 2016	72	14	8	4	2	100
	Spring, 2014	60	28	6	3	3	100
Kenya	Spring, 2016	24	50	22	5	0	100
	Spring, 2014	55	23	14	7	0	100
Nigeria	Spring, 2016	77	8	8	7	1	100
	Spring, 2014	55	15	12	15	3	100
South Africa	Spring, 2016	50	27	16	6	2	100
	Spring, 2014	61	10	10	17	2	100

		Q92d. Here are some different political and social actions that people can take. Please indicate, for each type of action, whether: you have done this in the past year, you have done this in the more distant past, you have not done this but might do it or you have not done this and would never, under any circumstances, do it. d. signed a petition about a political or social issue ONLINE					
		Have done in the past year	Have done in the more distant past	Have not done, but might do	Have not done and would never do	DK/ Refused	Total
United States	Spring, 2016	27	10	30	32	1	100
Greece	Spring, 2016	4	4	19	72	1	100
Hungary	Spring, 2016	4	7	14	74	1	100
Italy	Spring, 2016	7	11	24	56	3	100
Poland	Spring, 2016	6	6	26	58	3	100
India	Spring, 2016	3	7	13	51	26	100
Kenya	Spring, 2016	4	4	27	60	4	100
Nigeria	Spring, 2016	4	4	19	66	7	100
South Africa	Spring, 2016	11	6	17	60	5	100

		Q92e. Here are some different political and social actions that people can take. Please indicate, for each type of action, whether: you have done this in the past year, you have done this in the more distant past, you have not done this but might do it or you have not done this and would never, under any circumstances, do it. e. posted your own thoughts or comments on political or social issues ONLINE					
		Have done in the past year	Have done in the more distant past	Have not done, but might do	Have not done and would never do	DK/ Refused	Total
United States	Spring, 2016	30	7	20	42	1	100
Greece	Spring, 2016	11	5	16	67	1	100
Hungary	Spring, 2016	3	5	11	80	1	100
Italy	Spring, 2016	7	10	20	61	3	100
Poland	Spring, 2016	6	5	21	62	4	100
	Spring, 2014	3	6	20	66	5	100
India	Spring, 2016	4	5	12	52	27	100
	Spring, 2014	2	4	21	40	33	100
Kenya	Spring, 2016	8	5	27	56	4	100
	Spring, 2014	5	7	31	52	6	100
Nigeria	Spring, 2016	14	8	21	52	5	100
	Spring, 2014	9	5	22	57	7	100
South Africa	Spring, 2016	13	6	18	57	5	100
	Spring, 2014	3	5	17	70	7	100

		Q92f. Here are some different political and social actions that people can take. Please indicate, for each type of action, whether: you have done this in the past year, you have done this in the more distant past, you have not done this but might do it or you have not done this and would never, under any circumstances, do it. f. encouraged other people to take action on a political or social issue that is important to you ONLINE					
		Have done in the past year	Have done in the more distant past	Have not done, but might do	Have not done and would never do	DK/ Refused	Total
United States	Spring, 2016	26	8	26	39	1	100
Greece	Spring, 2016	5	3	20	71	1	100
Hungary	Spring, 2016	2	3	12	81	1	100
Italy	Spring, 2016	5	11	24	57	4	100
Poland	Spring, 2016	4	5	24	62	5	100
India	Spring, 2016	3	6	13	50	28	100
Kenya	Spring, 2016	7	6	28	56	4	100
Nigeria	Spring, 2016	12	8	19	54	6	100
South Africa	Spring, 2016	14	8	19	54	5	100

		Q92g. Here are some different political and social actions that people can take. Please indicate, for each type of action, whether: you have done this in the past year, you have done this in the more distant past, you have not done this but might do it or you have not done this and would never, under any circumstances, do it. g. participated in a political, charitable or religious-based volunteer organization					
		Have done in the past year	Have done in the more distant past	Have not done, but might do	Have not done and would never do	DK/ Refused	Total
United States	Spring, 2016	37	17	25	19	1	100
Greece	Spring, 2016	6	13	33	48	0	100
Hungary	Spring, 2016	3	7	17	72	1	100
Italy	Spring, 2016	9	22	30	36	3	100
Poland	Spring, 2016	9	12	28	49	2	100
India	Spring, 2016	12	10	16	39	22	100
Kenya	Spring, 2016	22	18	23	34	2	100
Nigeria	Spring, 2016	24	16	21	35	4	100
South Africa	Spring, 2016	22	17	22	35	4	100

		Q93. Which statement comes closer to your own views, even if neither is exactly right?					
		Ordinary citizens can do a lot to influence (survey country)'s government if they are willing to make the effort	There's not much ordinary citizens can do to influence (survey country)'s government	Both (VOL)	Neither (VOL)	DK/ Refused	Total
Greece	Spring, 2016	55	41	4	0	0	100
Hungary	Spring, 2016	32	61	4	1	2	100
Italy	Spring, 2016	50	42	3	2	4	100
Poland	Spring, 2016	48	43	5	1	4	100
India	Spring, 2016	55	19	8	1	16	100
Kenya	Spring, 2016	69	26	0	1	3	100
Nigeria	Spring, 2016	68	28	2	1	1	100
South Africa	Spring, 2016	62	32	1	1	3	100

In Nigeria, question asked 'ordinary Nigerians'; in Poland, question asked 'ordinary people'.

		Q94a. How likely are you personally to take political action, such as contact an elected official or participate in a demonstration? a. poor quality schools					
		Very likely	Somewhat likely	Not too likely	Not at all likely	DK/ Refused	Total
Greece	Spring, 2016	30	31	20	18	1	100
Hungary	Spring, 2016	9	24	22	40	5	100
Italy	Spring, 2016	16	37	20	21	6	100
Poland	Spring, 2016	13	32	26	20	10	100
India	Spring, 2016	45	32	7	8	7	100
Kenya	Spring, 2016	42	32	10	15	2	100
Nigeria	Spring, 2016	49	22	14	13	2	100
South Africa	Spring, 2016	52	14	15	17	1	100

		Q94b. How likely are you personally to take political action on ___, such as contact an elected official or participate in a demonstration? b. government corruption					
		Very likely	Somewhat likely	Not too likely	Not at all likely	DK/ Refused	Total
Greece	Spring, 2016	32	27	20	18	2	100
Hungary	Spring, 2016	9	18	22	46	4	100
Italy	Spring, 2016	19	30	19	24	7	100
Poland	Spring, 2016	14	30	23	22	11	100
India	Spring, 2016	48	29	10	7	7	100
Kenya	Spring, 2016	39	24	8	26	3	100
Nigeria	Spring, 2016	44	22	13	19	2	100
South Africa	Spring, 2016	47	13	16	22	3	100

		Q94c. How likely are you personally to take political action on ___, such as contact an elected official or participate in a demonstration? c. poor health care					
		Very likely	Somewhat likely	Not too likely	Not at all likely	DK/ Refused	Total
Greece	Spring, 2016	37	32	17	11	2	100
Hungary	Spring, 2016	15	29	20	34	2	100
Italy	Spring, 2016	22	37	17	18	5	100
Poland	Spring, 2016	19	38	19	16	9	100
India	Spring, 2016	45	28	12	7	7	100
Kenya	Spring, 2016	48	29	7	15	1	100
Nigeria	Spring, 2016	51	22	13	12	2	100
South Africa	Spring, 2016	51	17	15	15	1	100

		Q94d. How likely are you personally to take political action on ___, such as contact an elected official or participate in a demonstration? d. poverty					
		Very likely	Somewhat likely	Not too likely	Not at all likely	DK/ Refused	Total
Greece	Spring, 2016	41	31	17	10	1	100
Hungary	Spring, 2016	10	25	23	39	3	100
Italy	Spring, 2016	18	36	20	20	6	100
Poland	Spring, 2016	16	34	22	18	9	100
India	Spring, 2016	47	26	12	6	8	100
Kenya	Spring, 2016	41	27	11	19	2	100
Nigeria	Spring, 2016	51	21	12	14	1	100
South Africa	Spring, 2016	52	15	16	15	2	100

		Q94e. How likely are you personally to take political action on ___, such as contact an elected official or participate in a demonstration? e. discrimination against ethnic/ religious/ racial/ vulnerable or disadvantaged groups					
		Very likely	Somewhat likely	Not too likely	Not at all likely	DK/ Refused	Total
Greece	Spring, 2016	12	23	31	32	2	100
Hungary	Spring, 2016	4	16	22	54	4	100
Italy	Spring, 2016	6	27	28	32	9	100
Poland	Spring, 2016	7	27	29	25	12	100
India	Spring, 2016	41	29	13	8	9	100
Kenya	Spring, 2016	41	22	9	26	2	100
Nigeria	Spring, 2016	34	22	18	23	3	100

In the U.S. and Poland asked 'racial'; in Greece, Hungary, Kenya and Nigeria asked 'ethnic'; in Italy asked 'religious'; in India asked 'vulnerable or disadvantaged.' Results for South Africa not included due to administrative error.

		Q94f. How likely are you personally to take political action on ___, such as contact an elected official or participate in a demonstration? f. police misconduct					
		Very likely	Somewhat likely	Not too likely	Not at all likely	DK/ Refused	Total
Greece	Spring, 2016	20	28	25	24	3	100
Hungary	Spring, 2016	5	17	26	47	5	100
Italy	Spring, 2016	10	29	24	27	10	100
Poland	Spring, 2016	15	32	24	19	10	100
India	Spring, 2016	42	31	10	9	8	100
Kenya	Spring, 2016	35	28	10	23	4	100
Nigeria	Spring, 2016	37	22	17	22	3	100
South Africa	Spring, 2016	42	18	19	19	3	100